



IDENTIFYING FLORIDA'S TEEN TRAFFIC SAFETY CHALLENGES

Nationally, teen drivers were involved in approximately 1,261,420 crashes resulting in 4,923 fatalities and 356,075 serious injuries in 2021¹. Florida has more than 800,000 registered teen drivers², age 15 to 19. In Florida, teen drivers were involved in 84,167 crashes resulting in 369 fatalities and 1,927 serious injuries in 2021³. Nationally, drivers aged 16 and 17 have the highest crash rates of any age group, while in Florida, teens age 18 and 19 have the highest crash rates. Peer pressure is an especially potent contributing factor to crashes involving a teen driver.

A recent National Highway Traffic Safety Administration (NHTSA) study found:

- Teens were two-and-a-half times more likely to engage in potentially risky behavior when driving with a teenage peer versus driving alone.
- The likelihood increased to three times when traveling with multiple passengers.
- Safety belts were not worn in one-third of the fatalities and serious injuries involving these teen drivers.

Teen drivers are inexperienced and therefore more likely to underestimate dangerous situations and allow shorter distances between vehicles. From 2017-2021, more than one third of all fatalities, serious injuries, and crashes involving a teen driver in Florida occurred at intersections where the mix of traffic, pedestrians, signs, and signals can be overwhelming, especially for someone who is inexperienced. The Graduated Driver Licensing (GDL) laws allow new drivers to gain necessary experience and skills before being allowed full driving privileges. GDL has been very effective in reducing fatalities and serious injuries among teen drivers in places where GDL laws are the most robust.

In 2020, travel behavior was heavily impacted by the COVID-19 pandemic, leading to historic lows in Florida's vehicle miles traveled for portions of the year when most of the population limited their travel to only the essentials. This shift in travel behavior had a major impact on the number of fatalities, serious injuries, and crashes creating, in some cases, abrupt shifts from previous trends. Florida will continue to monitor these trends to determine if data reported in 2020 is an outlier or the beginning of a new trend in teen driver safety.

ANALYZING FLORIDA'S TEEN TRAFFIC SAFETY DATA⁴

Annual Fatalities, Serious Injuries, and Crashes Involving a Teen Driver

Florida's population and daily vehicle miles traveled (VMT) continues to rise which has contributed to the rising number of annual fatalities on Florida's roadways. However, while Florida's fatalities continue to trend upward, the number of serious injuries on

¹ Source: NHTSA, [Fatality Analysis Reporting System \(FARS\)](#), (June 2023)

² Source: FLHSMV, [Driver and Vehicle Report Statistics](#), (April 2023)

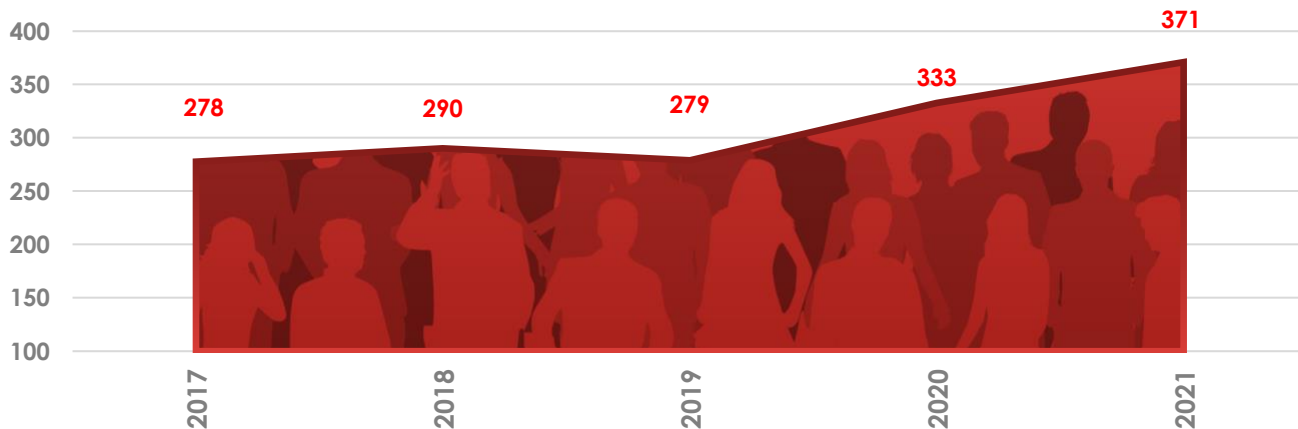
³ Source: Signal Four Analytics, [Crash Dashboard](#), (April 2023)

⁴ Data provided by FLHSMV in December 2021 for the period of 2016-2020. Data includes all fatalities, serious injuries, and crashes involving a teen driver, unless otherwise noted.

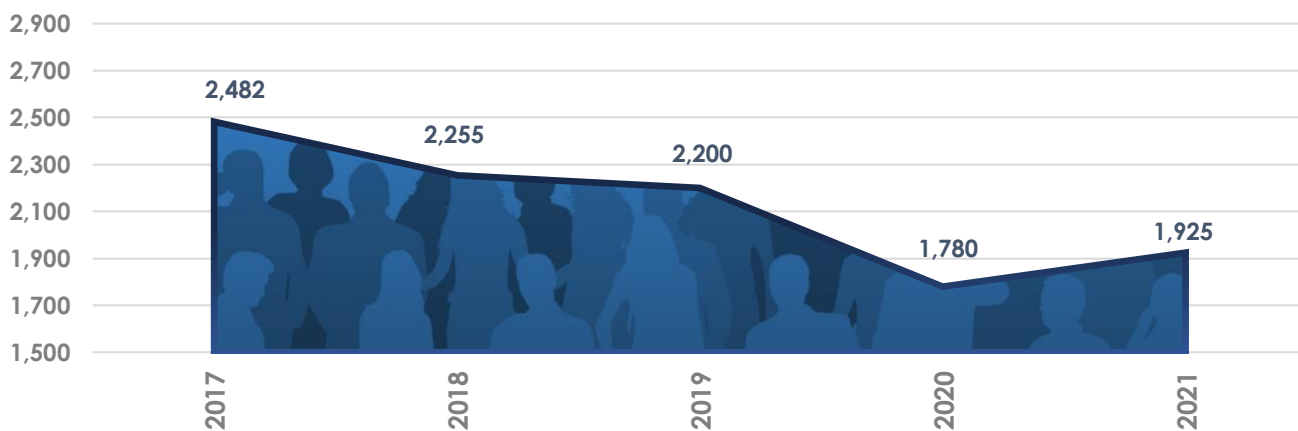
Florida's roadways have been declining, dropping by 17 percent since 2017, compared to a 3 percent decrease in the total number of crashes in the same time period.

- › Florida's number of fatalities involving a teen driver has increased since 2017 (33 percent), which closely mirrors the overall trend of increasing fatalities in Florida and throughout the U.S.
- › Serious injuries involving teen drivers have declined (30 percent) at an even greater rate than the overall statewide trend in serious injuries. Increased adoption and advancements in vehicle safety technology (e.g., lane departure warnings and automatic braking) could play a major role in this decline.
- › In general, teens are more likely to be involved in a crash while riding with a passenger if that passenger is another teen.

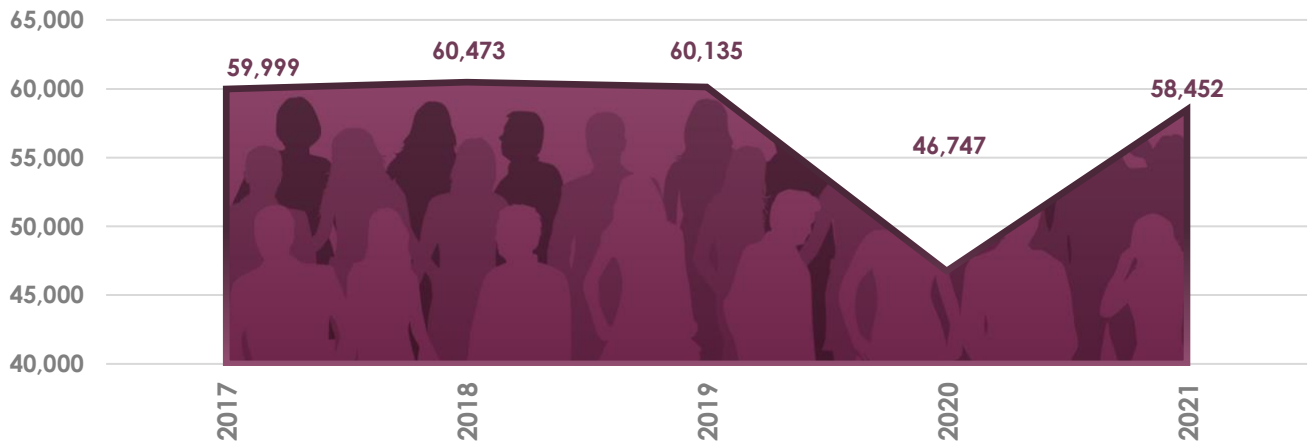
Fatalities In Crashes Involving Teen Drivers, Florida - Annually (2017-2021)



Serious Injuries In Crashes Involving Teen Drivers, Florida - Annually (2017-2021)



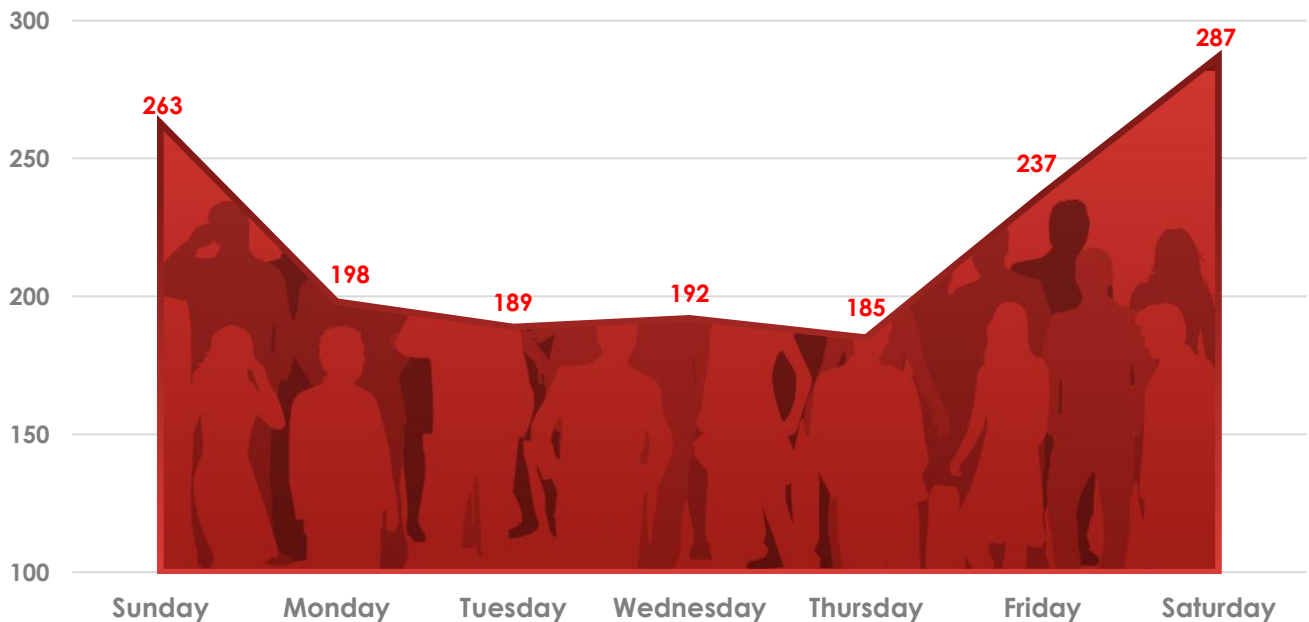
Crashes Involving Teen Drivers, Florida - Annually (2017-2021)



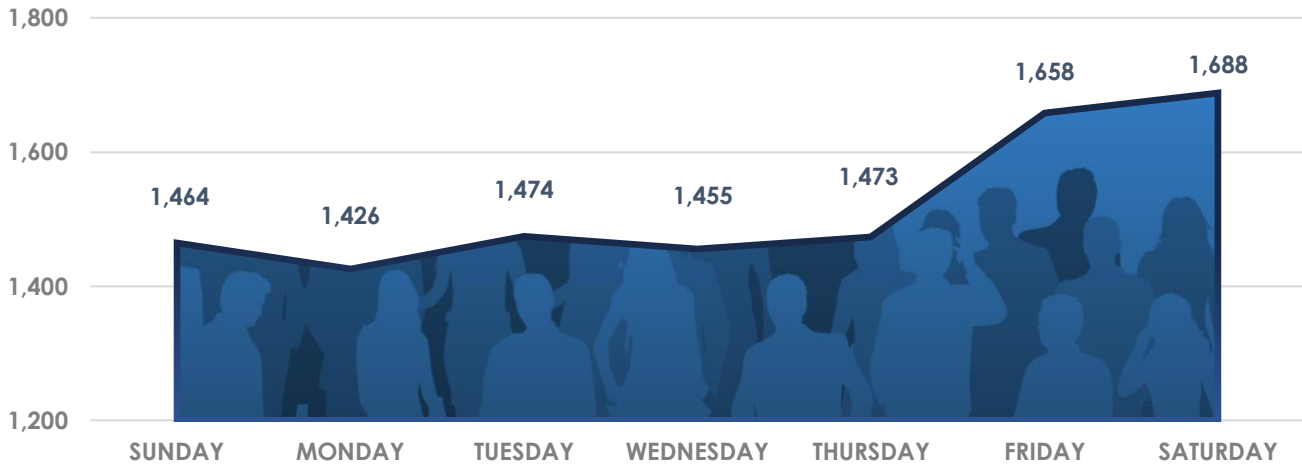
Fatalities, Serious Injuries, and Crashes Involving a Teen Driver – Day of Week

- › The substantial increase in fatalities on Saturday and Sunday may indicate that teens are likely engaging in far more dangerous driving behaviors on the weekends (including impaired driving after parties, speeding/drag racing, staying out late and driving drowsy, and even experiencing boredom that could lead to more dangerous driving behaviors). Even though fewer crashes happen on the weekend, the rate of fatal crashes is much higher.
- › The highest number of crashes occur from Monday to Friday, with the highest rate of crashes occurring on Fridays. However, on average, Saturday and Sunday crashes result in 43 percent and 31 percent more fatalities, respectively.

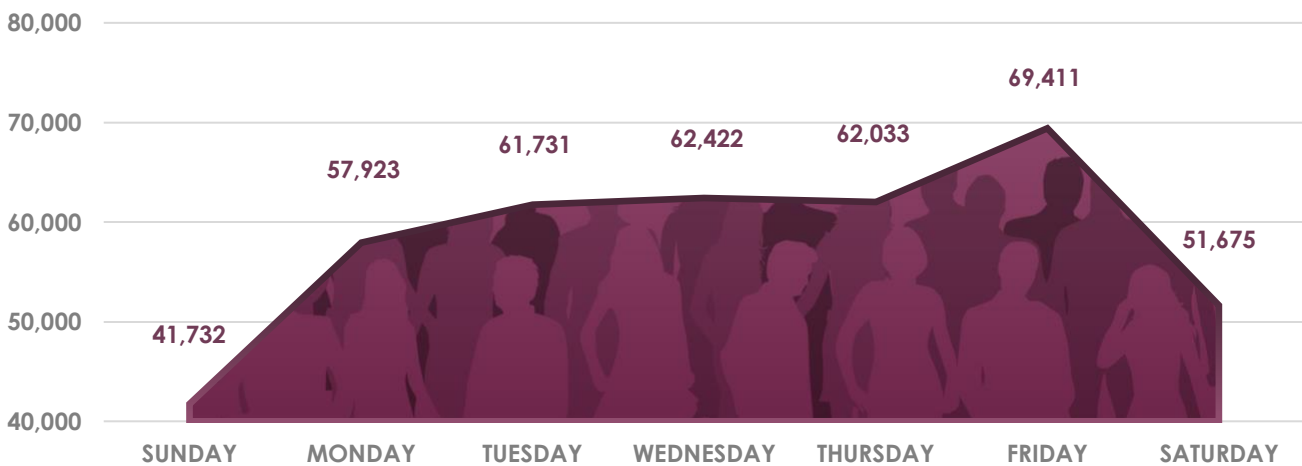
Fatalities In Crashes Involving Teen Drivers, Florida – Day of Week (2017-2021)



Serious Injuries In Crashes Involving Teen Drivers, Florida – Day of Week (2017-2021)



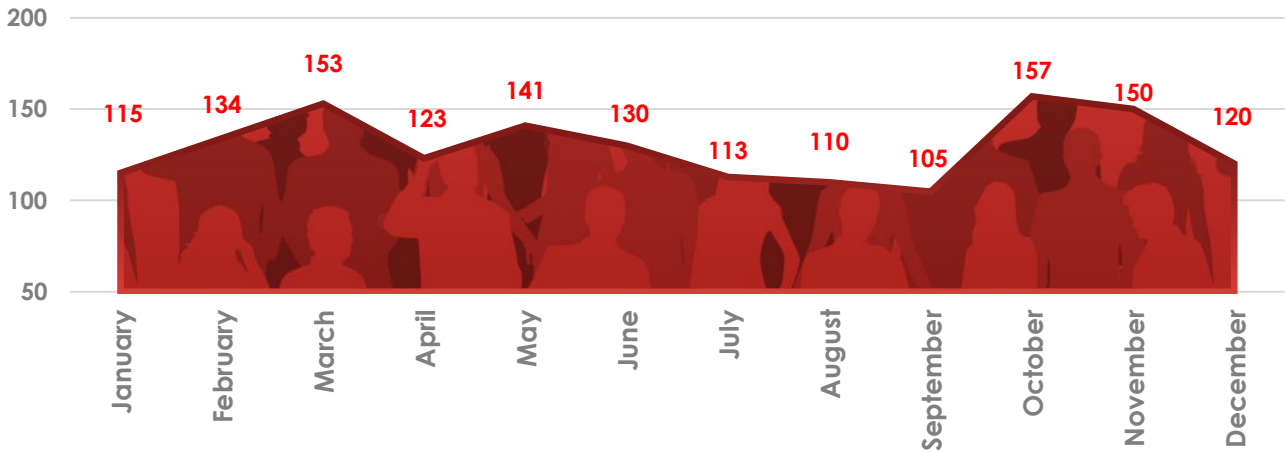
Crashes Involving Teen Drivers, Florida – Day of Week (2017-2021)



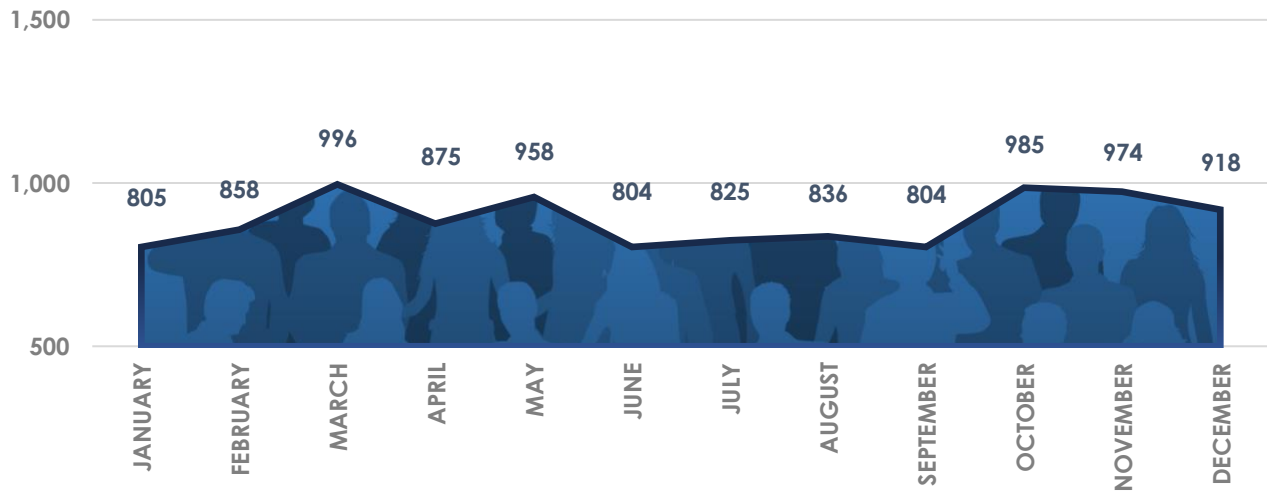
Monthly Fatalities, Serious Injuries, and Crashes Involving a Teen Driver

- › The highest rates of fatalities involving a teen driver occur in October, March, November, and May. These months align with major high school activities like Prom and Holiday Breaks.
- › The lowest rates of crashes and serious injuries involving teen drivers occur during the months of July, August, and September. These months also correspond with summer break and the start of the new school year, suggesting teens are driving less during these months (instead of a daily commute while school is in session).
- › The “100 Deadliest Days of Summer” for teens is nationally observed from Memorial Day to Labor Day. However, Florida’s crash data suggests this may not be a timeframe when teens in Florida are most often involved in a fatal or serious injury crash, perhaps due to fewer teens driving regularly while not in school, or year-round good weather making summer driving less appealing than in other states. This trend is well aligned with Florida’s overall monthly fatality, serious injury, and crash trends.

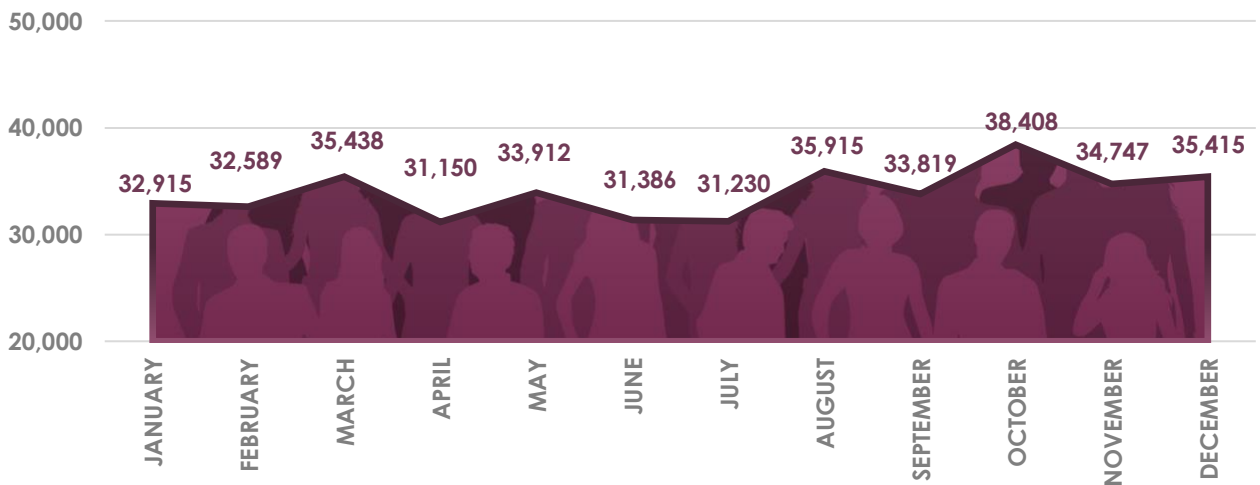
Fatalities In Crashes Involving Teen Drivers, Florida – Monthly (2017-2021)



Serious Injuries In Crashes Involving Teen Drivers, Florida – Monthly (2017-2021)



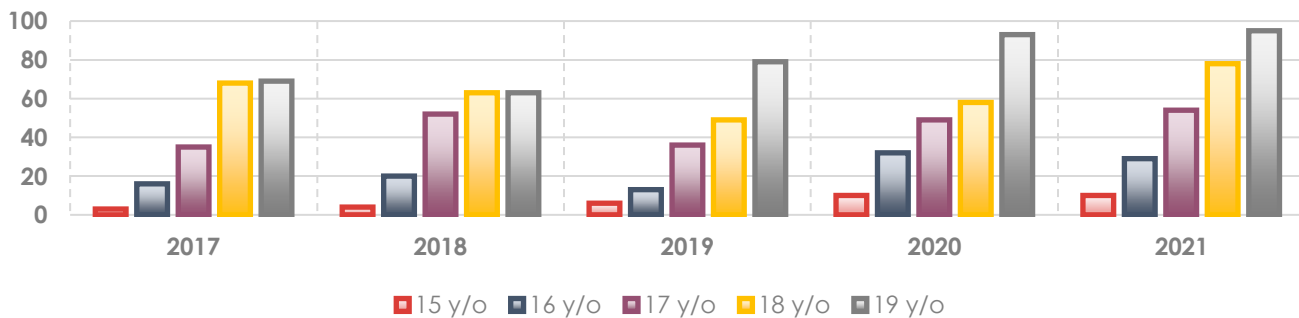
Crashes Involving Teen Drivers, Florida – Monthly (2017-2021)



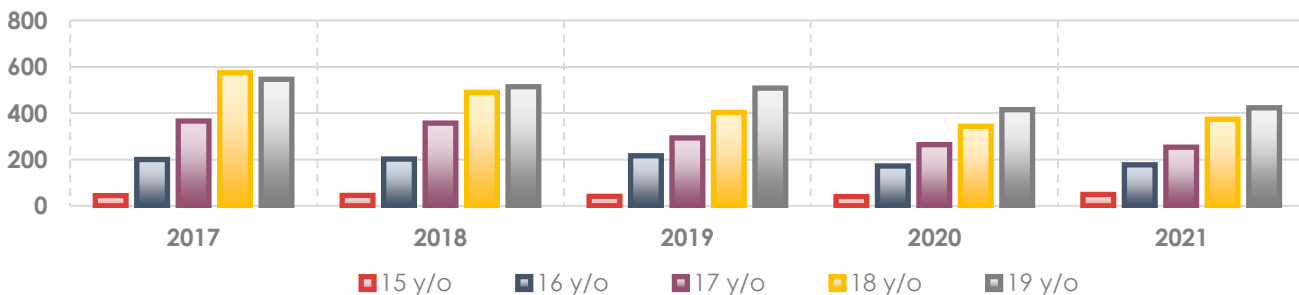
Annual Teen Driver Involved Fatalities, Serious Injuries, and Crashes by Age

- According to traffic crash data, the older a teen gets, the more likely he or she will be involved in a crash and the more likely those crashes will involve a serious injury or fatality.
- As teens get more freedom they gain a sense of false confidence - becoming less cautious overall or more confident in their ability to multitask, etc. This inflated confidence can lead to increased risk taking, or lack of care in driving situations they may have treated more thoughtfully when earlier in the licensure process. Less adult supervision as teens age through the licensure process can also add into this phenomenon.

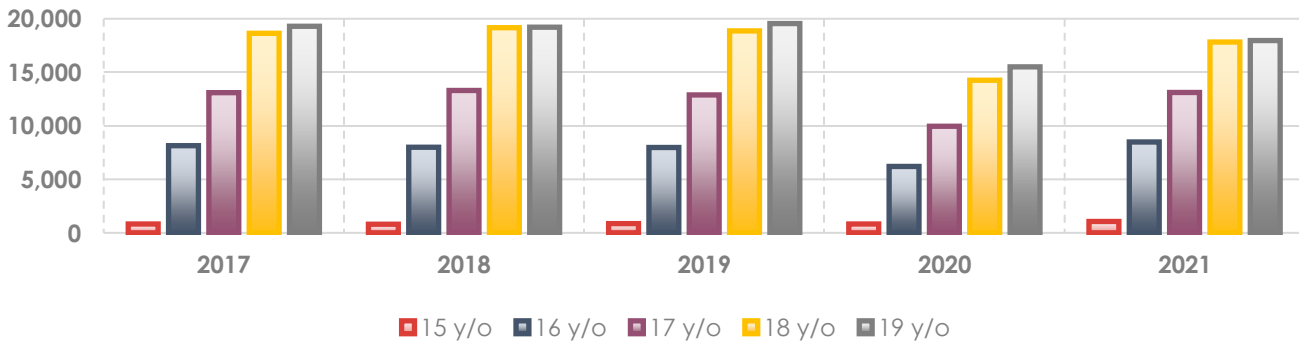
Fatalities In Crashes Involving Teen Drivers, Florida - Annually by Age (2017-2021)



Serious Injuries In Crashes Involving Teen Drivers, Florida - Annually by Age (2017-2021)



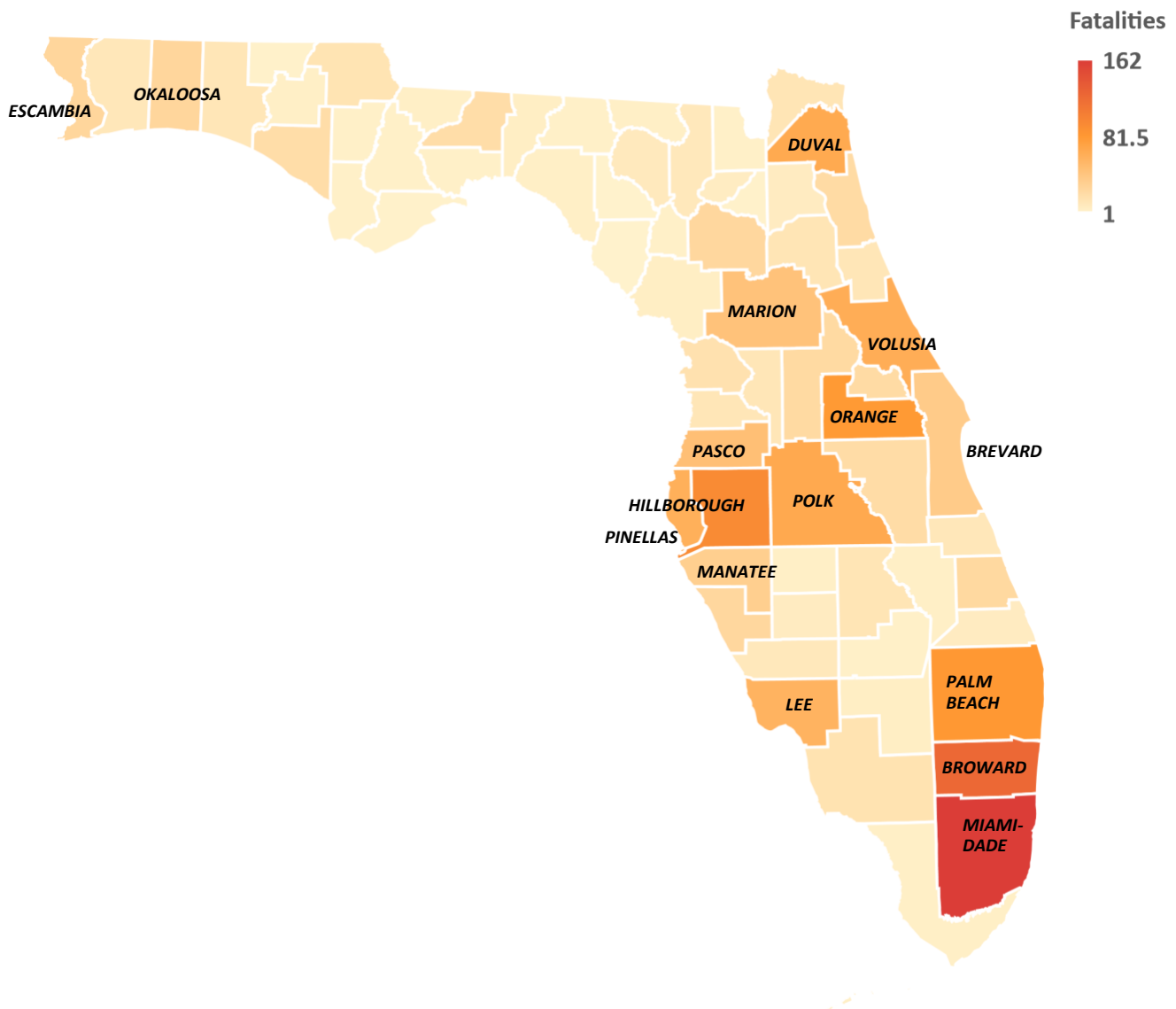
Crashes Involving Teen Drivers, Florida - Annually by Age (2017-2021)



Annual Teen Driver Involved Fatalities, Serious Injuries, and Crashes by County

- Most of Florida’s fatalities and serious injuries involving teen drivers are concentrated in Florida’s urbanized areas and along Florida’s major transportation corridors, where there are higher populations, greater population densities, and higher rates of vehicle miles traveled (Miami-Dade, Broward, Hillsborough, Orange, Palm Beach, Duval, Pasco, and Pinellas counties).
- Miami-Dade County ranks highest in total number of fatalities and crashes involving teen drivers, while Orange County ranks highest in total number of serious injury crashes involving teen drivers.

Fatalities In Crashes Involving Teen Drivers, Florida – by County (2017-2021)
Top 15* Highlighted



*Okaloosa and Escambia are tied for 15 with 26 fatalities each.

Serious Injuries In Crashes Involving Teen Drivers, Florida – by County (2017-2021)

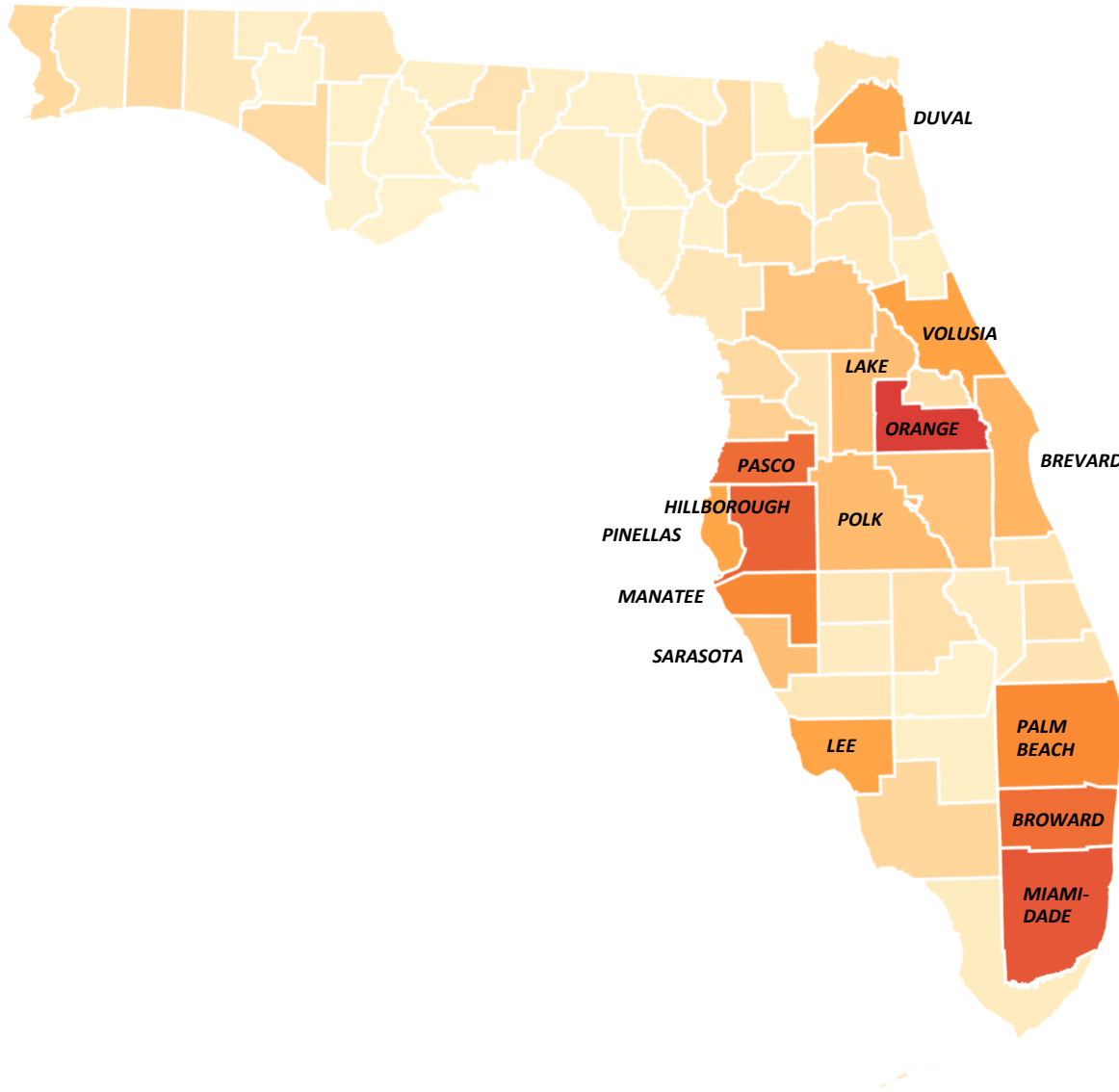
Top 15 Highlighted

Serious Injuries

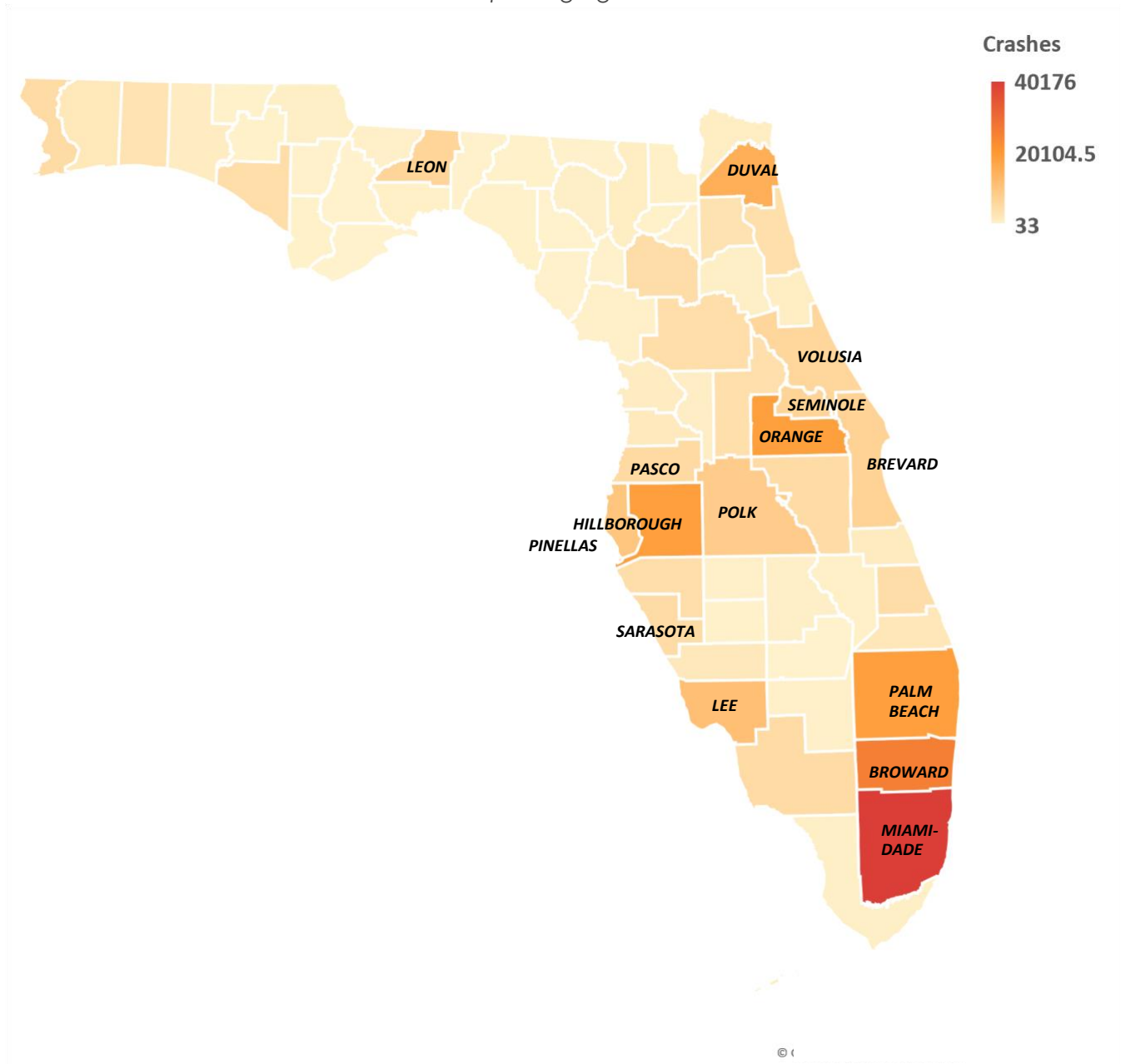
894

448.5

3



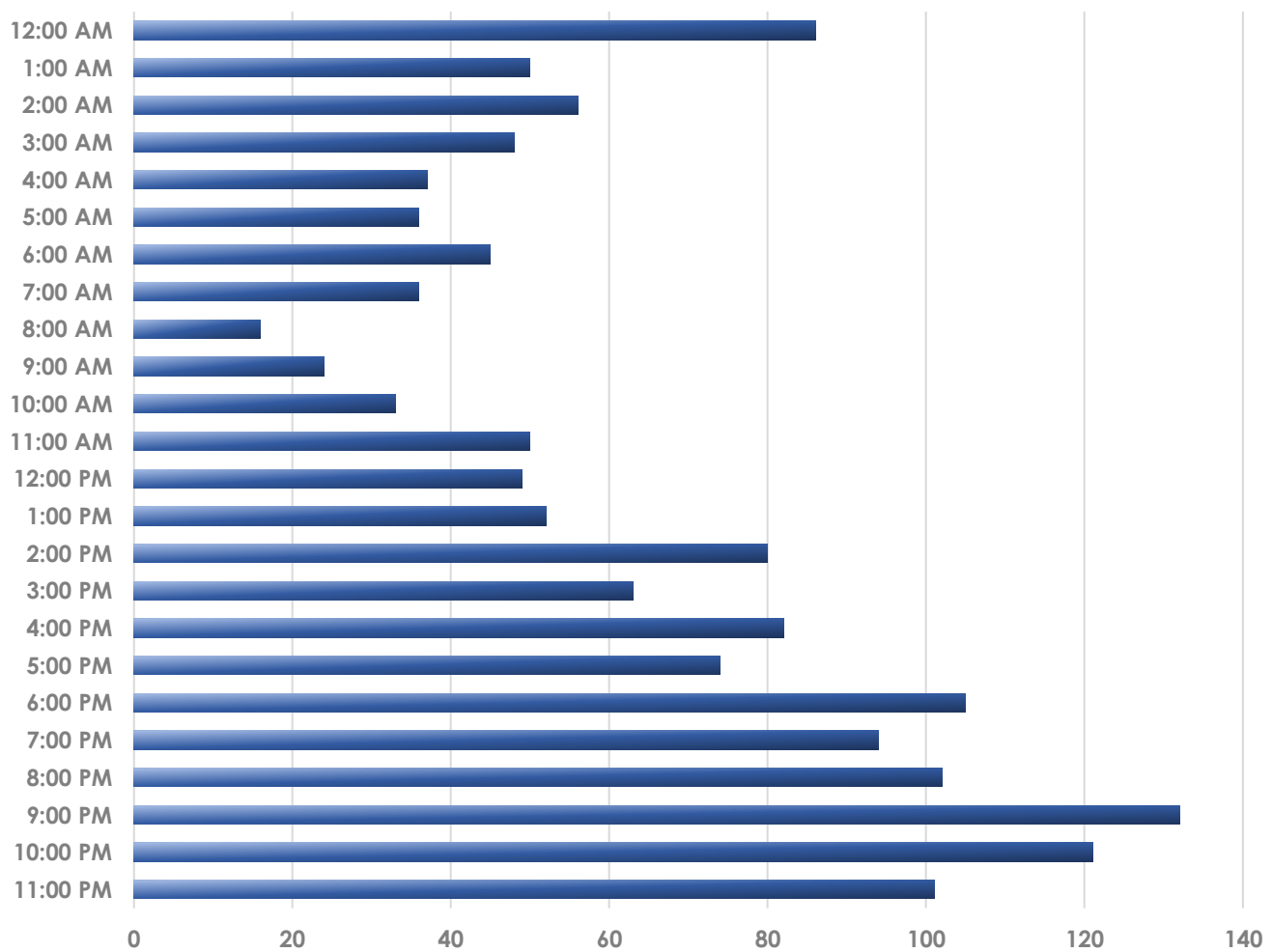
Crashes Involving Teen Drivers, Florida – by County (2017-2021) Top 15 Highlighted



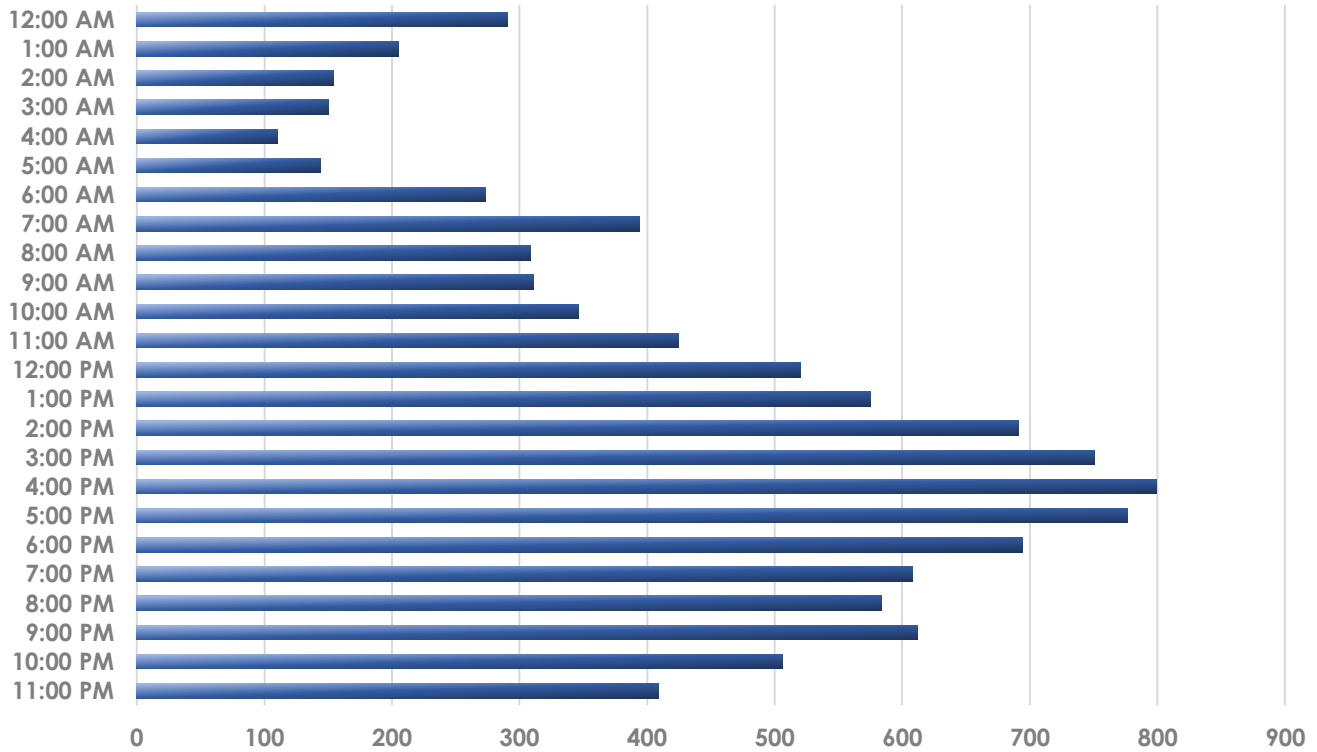
Average Teen Driver Involved Fatalities, Serious Injuries, and Crashes by Time of Day

- › Florida’s crash data indicates that most crashes involving a teen driver occur between 2:00 PM and 6:00 PM. This timeframe aligns with the end of the school day and the end of extracurricular activities and is likely when most teens are on the road. This trend matches Florida’s overall crash trends and is likely exasperated by afternoon commutes and higher volume of traffic in general.
- › While the average number of crashes are relatively low between midnight and 5:00 AM, the number of fatalities remain high starting at 6:00 PM and only begin to decline after 1:00 AM. Parental adoption and enforcement of GDL restrictions (not allowing teens to drive during restricted hours) could be contributing to lower instances of overall crashes during this period.

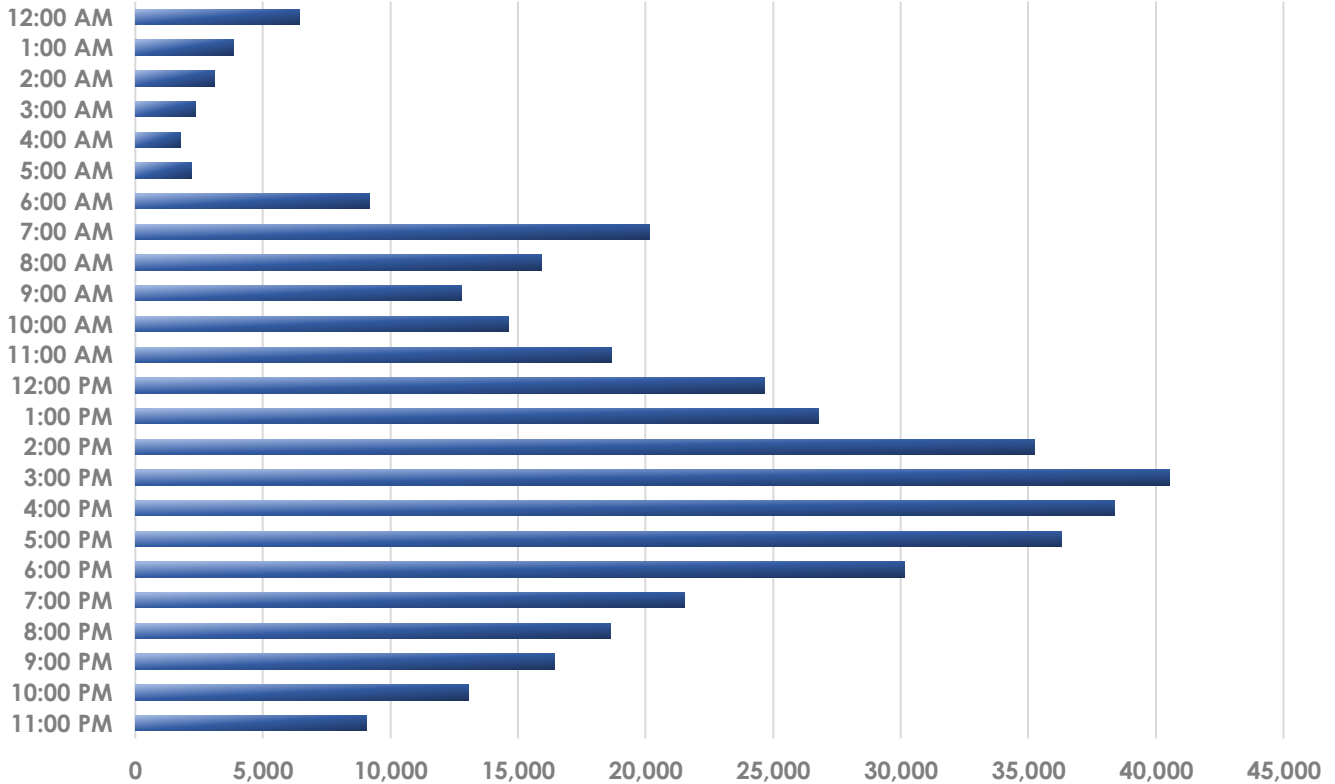
Fatalities In Crashes Involving Teen Drivers, Florida – Time of Day (2017-2021)



Serious Injuries In Crashes Involving Teen Drivers, Florida – Time of Day (2017-2021)



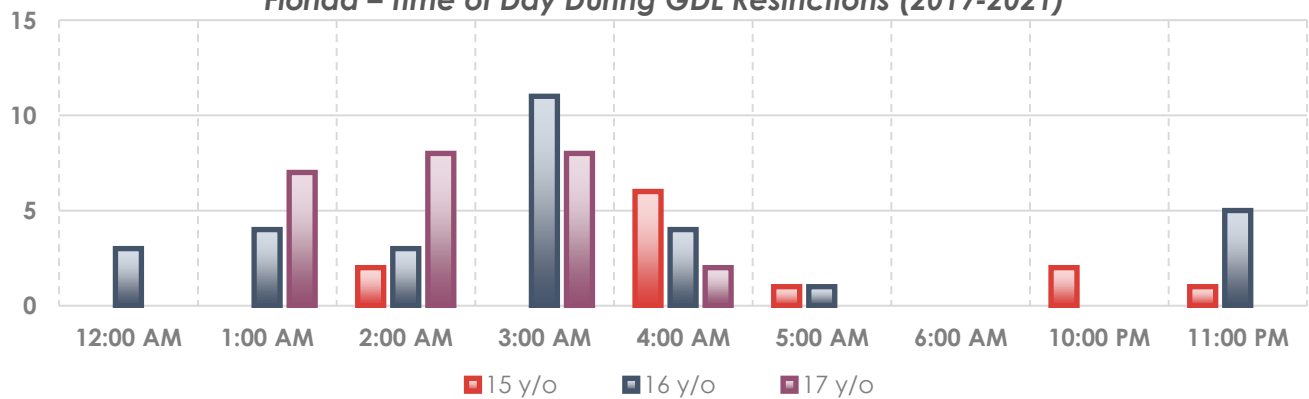
Crashes Involving Teen Drivers, Florida – Time of Day (2017-2021)



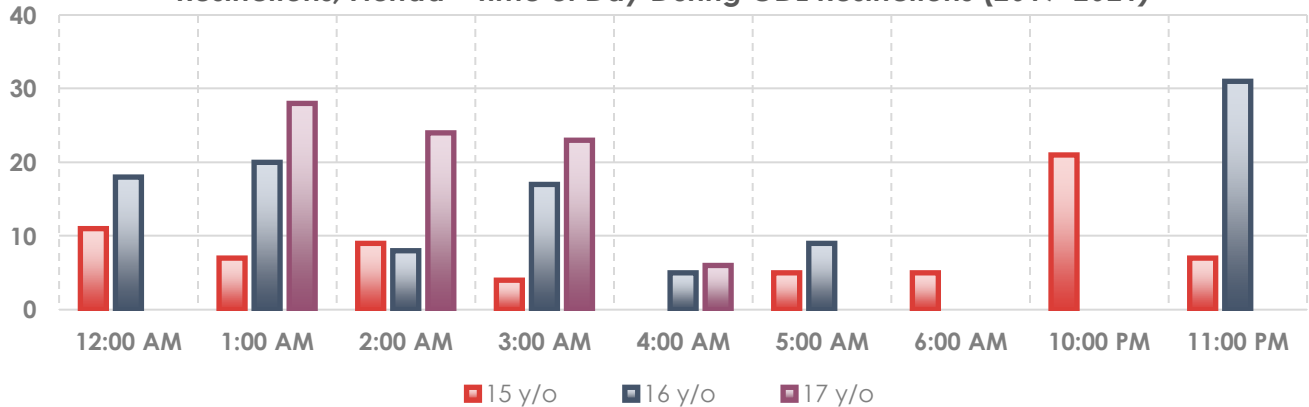
Average Teen Driver Involved Fatalities, Serious Injuries and Crashes by Time of Day (During GDL Restrictions)

- Florida has nighttime driving restrictions for teen drivers under 18. Restrictions are as follows:
 - **Learner License (all ages)** can only drive during daylight hours for first three months of obtaining a learner’s license. After 3 months they are legally allowed to drive until 10pm. Individuals with a learner’s license must always drive accompanied by another licensed driver 21 or older who is seated in the front passenger seat of the vehicle. This includes all 15-year-old drivers.
 - **16 years old with Driver License** may not drive between 11pm and 6am unless accompanied by a licensed driver 21 or older or driving to or from work.
 - **17 years old with Driver License** may not drive between 1am and 5am unless accompanied by a licensed driver 21 or older or driving to or from work.
- Despite GDL restrictions on driving at night for teen drivers aged 15-17, 0.5 percent of crashes, 1.2 percent of serious injuries, and 2.1 percent of fatalities involving teen drivers occurred while teens were in violation of their GDL nighttime driving restriction.

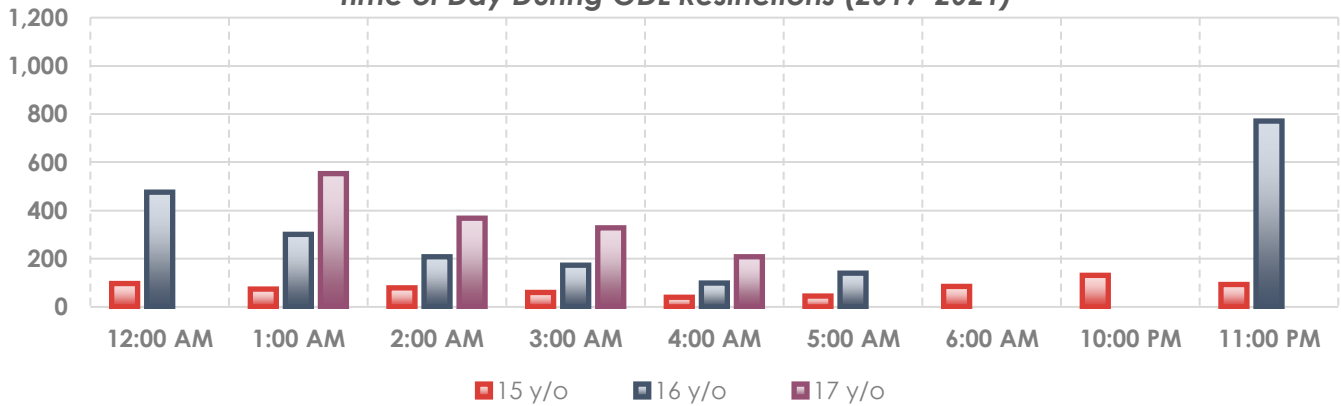
Fatalities In Crashes Involving Teen Drivers Subject to GDL Restrictions, Florida – Time of Day During GDL Restrictions (2017-2021)



Serious Injuries In Crashes Involving Teen Drivers Subject to GDL Restrictions, Florida – Time of Day During GDL Restrictions (2017-2021)



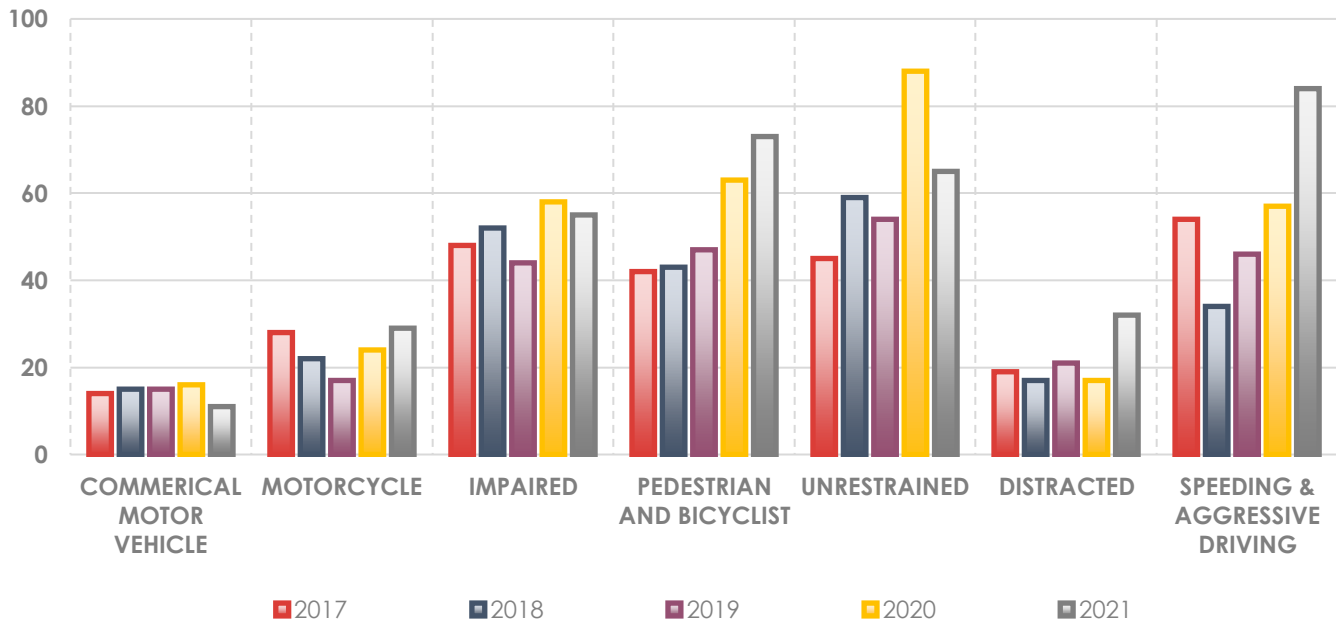
Crashes Involving Teen Drivers Subject to GDL Restrictions, Florida – Time of Day During GDL Restrictions (2017-2021)



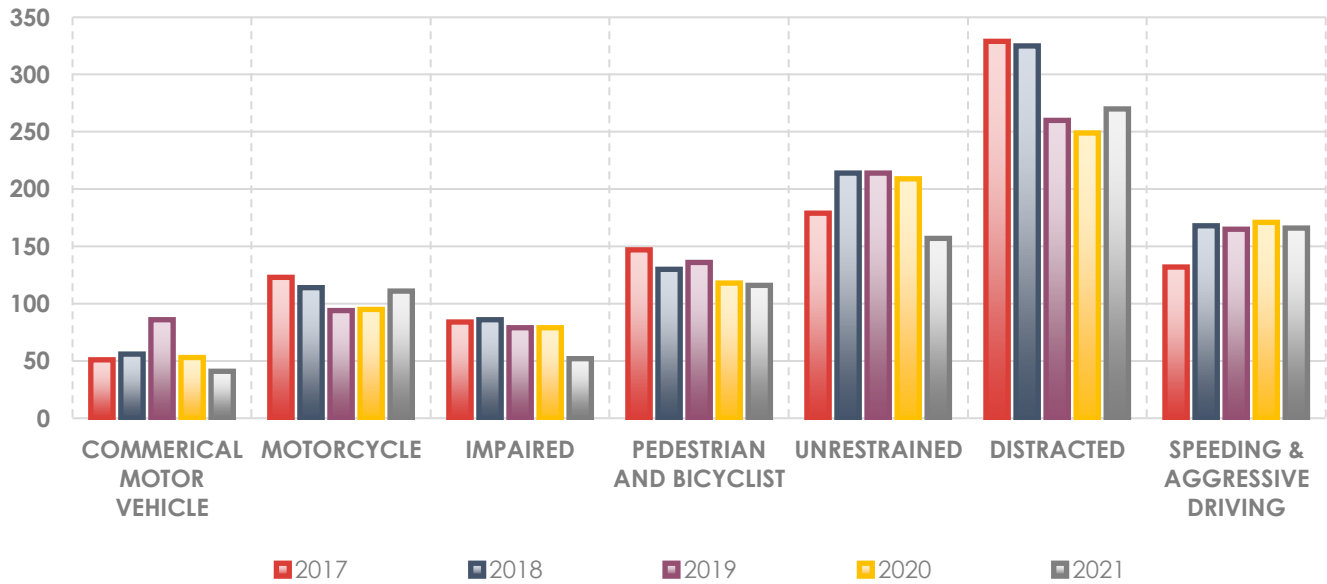
Teen Driver Involved Fatalities, Serious Injuries and Crashes by Contributing Strategic Highway Safety Plan (SHSP) Emphasis Area

- Teens have a higher rates of traffic fatalities with contributing factors such as, impairment, lack of safety belt usage, speeding, driving aggressively, or collisions with pedestrians and bicyclists. Driving impaired, driving unrestrained, and speeding and driving aggressively are all high-risk behaviors and inexperienced teen drivers may underestimate the fatal consequences of these actions. Teen drivers are likely involved in fatal crashes with pedestrians and bicyclists because they have less experience observing their surroundings, especially at busy intersections, while also focusing on the complex task of driving.
- Distracted driving, Speeding, and Aggressive driving are, by far, the most common contributing SHSP Emphasis Areas to teen driver involved crashes. In 2021, more than 17 percent of crashes involving a teen driver involves a distracted teen driver.

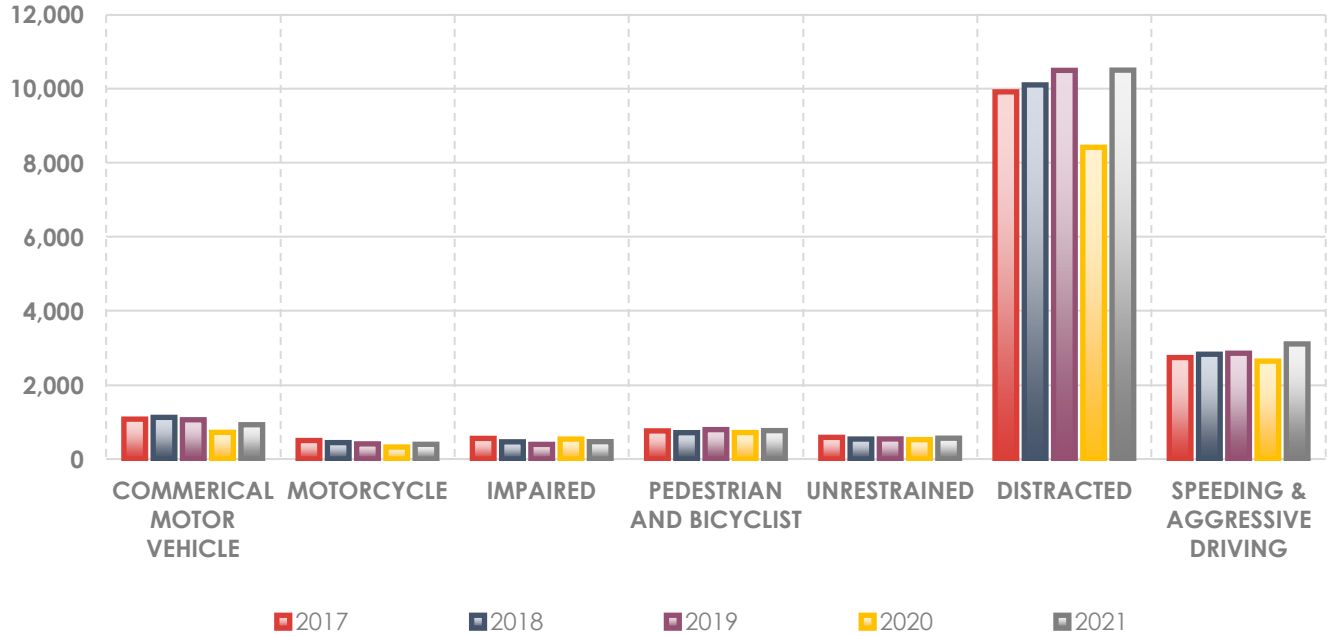
Teen Driver Involved Fatalities by Contributing SHSP Emphasis Area (2017-2021)



Teen Driver Involved Serious Injuries by Contributing SHSP Emphasis Area (2017-2021)



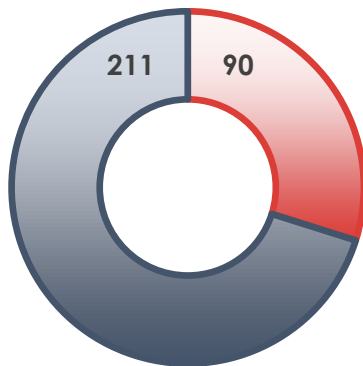
Teen Driver Involved Crashes by Contributing SHSP Emphasis Area (2017-2021)



Average Annual Teen Driver Involved Fatalities, Serious Injuries, and Crashes by Gender

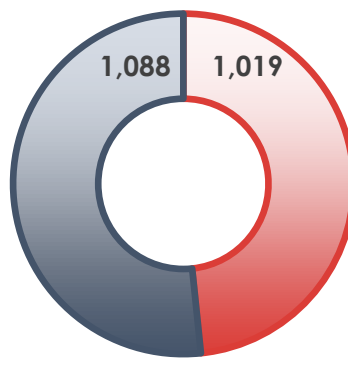
- Matching the trend of total statewide fatalities, male teen drivers are overwhelmingly more likely to be involved in a fatal crash than female teen drivers. Male and female teen drivers have similar rates of serious injuries and crashes, suggesting that male teen drivers engage in more dangerous behaviors that are more likely to lead to fatalities.

Average Annual Fatalities In Crashes Involving Teen Drivers, Florida – Annually by Gender (2017-2021)



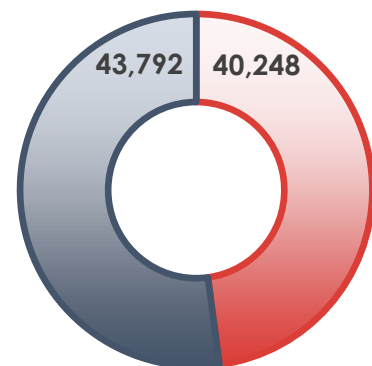
Female Male

Average Annual Serious Injuries In Crashes Involving Teen Drivers, Florida – Annually by Gender (2017-2021)



Female Male

Average Annual Crashes Involving Teen Drivers, Florida – Annually by Gender (2017-2021)

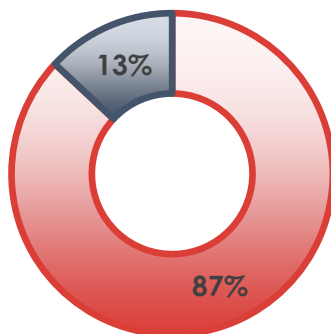


Female Male

Teen Driver Involved Fatalities, Serious Injuries, and Crashes – Urban/Rural

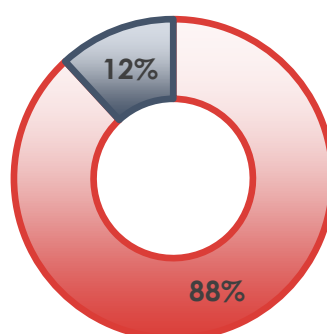
- Not surprisingly, fewer fatalities, serious injuries, and crashes involving teen drivers occur in Florida’s rural communities. Population, and by extension, the number of drivers and daily vehicle miles traveled are much higher in Florida’s urban areas meaning there is a higher chance of being involved in a crash.

Fatalities In Crashes Involving Teen Drivers, Florida – Urban/Rural (2017-2021)



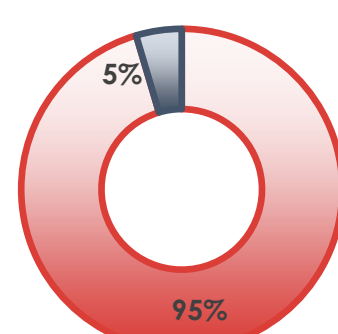
Urban Rural

Serious Injuries In Crashes Involving Teen Drivers, Florida – Urban/Rural (2017-2021)



Urban Rural

Crashes Involving Teen Drivers, Florida – Urban/Rural (2017-2021)

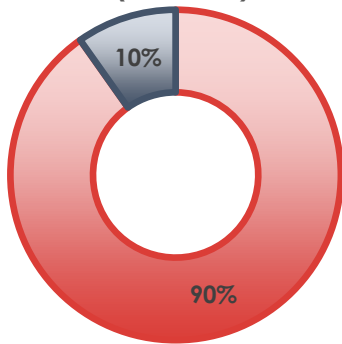


Urban Rural

Average Fatalities, Serious Injuries, and Crashes Involving Teen Drivers by Residence

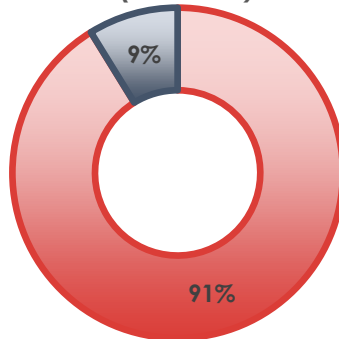
- Overwhelmingly, teens that are Florida residents are the ones involved in traffic fatalities, serious injuries, and crashes.

Fatalities In Crashes Involving Teen Drivers, Florida – Resident/Non-resident (2017-2021)



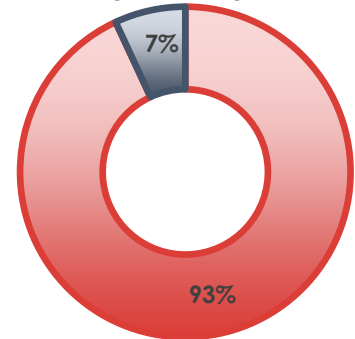
Resident Non-Resident

Serious Injuries In Crashes Involving Teen Drivers, Florida – Resident/Non-resident (2017-2021)



Resident Non-Resident

Crashes Involving Teen Drivers, Florida – Resident/Non-resident (2017-2021)

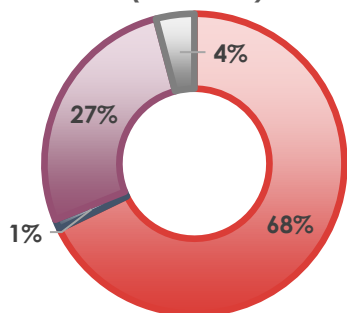


Resident Non-Resident

Average Teen Driver Involved Fatalities, Serious Injuries and Crashes by Vehicle Type

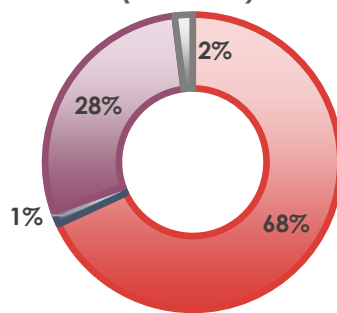
- In crashes, fatalities and serious injuries involving Florida’s teens, they were most commonly driving a passenger car, van, or SUV, which is consistent with Florida’s overall vehicle registration rates as teens most often share a family vehicle due to limited income options and savings.
- The fatality rate per crash (i.e., the number of teens killed per number of crashes) is much higher for teens riding a motorcycle than any other vehicle type, despite motorcycles accounting for a low overall percentage of fatalities, serious injuries, and crashes. In other words, teens riding a motorcycle are much more likely to be involved in a crash, especially a crash involving a fatality or serious injury, than those riding in a passenger car or van.

Fatalities In Crashes Involving Teen Drivers, Florida – Vehicle Type (2017-2021)



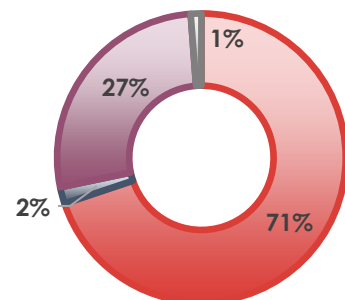
Passenger Car/Van
Pickup/Other Light Truck
(Sport) Utility Vehicle
Motorcycle/Moped

Serious Injuries In Crashes Involving Teen Drivers, Florida – Vehicle Type (2017-2021)



Passenger Car/Van
Pickup/Other Light Truck
(Sport) Utility Vehicle
Motorcycle/Moped

Crashes Involving Teen Drivers, Florida – Vehicle Type (2017-2021)

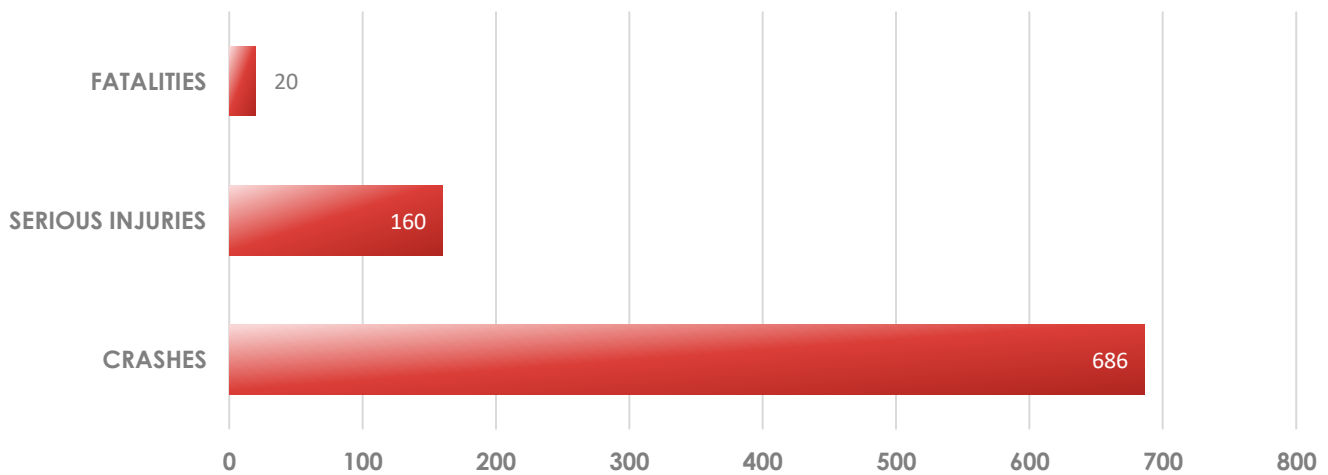


Passenger Car/Van
Pickup/Other Light Truck
(Sport) Utility Vehicle
Motorcycle/Moped

Average Fatalities, Serious Injuries, and Crashes Involving Teen Drivers Riding a Motorcycle Without a Helmet

- › About one third of teens involved in a motorcycle crash were not wearing a helmet, even though riders under 21 years of age are required to wear a helmet.
- › 16 percent of teens killed and percent of teens seriously injured while riding a motorcycle were not wearing a helmet, even though it is required by law.

Fatalities, Serious Injuries, and Crashes Involving Teen Motorcycle Riders not Wearing a Helmet (2017-2021)



IMPLEMENTING FLORIDA'S TEEN TRAFFIC SAFETY SOLUTIONS

Florida's teen traffic safety advocates are focused on:

- › Creating a safe driving culture for teens through targeted marketing and outreach efforts and extensive education of teens, parents, caregivers, law enforcement and other relevant partners about safe driving behaviors.
- › Advancing teen safe driving laws in Florida through advocacy and public policy by strengthening Florida's graduated driver's licensing law and identifying best practices for teen driver education in schools.

FLORIDA TEEN SAFE DRIVING COALITION

- › The Florida Teen Safe Driving Coalition (FTSDC) is a Coalition of more than 47 organizations committed to helping teens leverage the proven principles of Graduated Driver Licensing (GDL). The FTSDC is affiliated with state and local government, law enforcement and public health agencies, traffic safety and injury prevention organizations, academia, and businesses. It is also comprised of teens, parents, and crash victims. The goal of the FTSDC is zero teen fatalities, serious injuries, and crashes in Florida.

RESOURCES

- › The Strategic Highway Safety Plan (SHSP) - <https://www.fdot.gov/Safety/shsp> - provides a framework for eliminating fatalities and serious injuries on all public roads.
- › The Florida Teen Safe Driving Coalition Website - <https://flteensafedriver.org/> - includes a variety of tools and resources related to teen driver safety.
- › The Florida Traffic Safety Dashboard - <https://signal4analytics.com/> - visualizes general crash statistics in Florida through compiling all traffic crashes reported by law enforcement that meet long form requirements.
- › The Florida Highway Safety and Motor Vehicles Crash Dashboard - <https://www.flhsmv.gov/traffic-crash-reports/crash-dashboard/> - displays numeric totals of crashes by crash type, year, and county.

FLORIDA'S TRAFFIC SAFETY COALITIONS

- › [Traffic Records Coordinating Committee](#)
- › [Florida Impaired Driving Coalition](#)
- › [Florida's Pedestrian and Bicycle Safety Coalition](#)
- › [Motorcycle Safety Coalition](#)
- › [Florida Occupant Protection Coalition](#)
- › [Safe Mobility for Life Coalition](#)