



SAFE CYCLING TIPS

Make Safety Your Priority



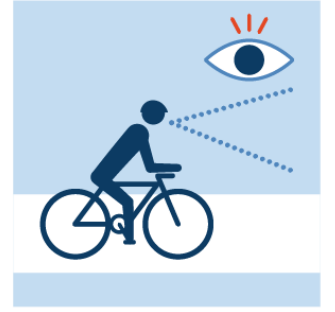
FOLLOW RULES AND ROAD SIGNS



BE SAFE: WEAR A HELMET



BE VISIBLE: DRESS FOR SAFETY



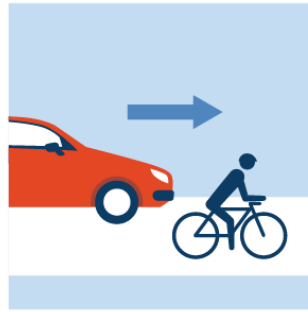
BE WATCHFUL: LOOK AHEAD




DON'T WEAR HEADPHONES



BE ALERT: PAY ATTENTION TO VEHICLES



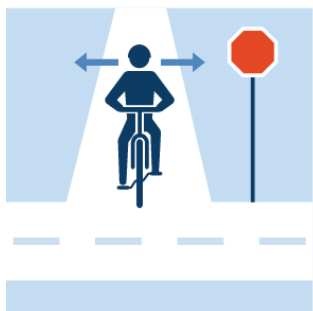
FOLLOW TRAFFIC DIRECTION




RIDE IN SINGLE FILE AND LEAVE A SAFE SPACE



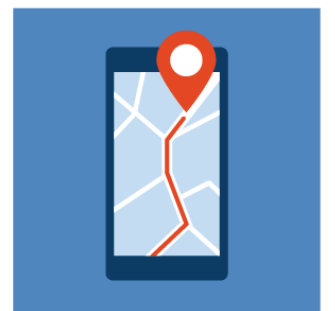
IDENTIFY HAZARDS ON THE ROAD



LOOK BEFORE ENTERING LANES



BE VISIBLE AT NIGHT



PLAN YOUR ROUTE

USE HAND SIGNALS: Let other road users know that you intend to turn or stop.



STOP



LEFT TURN



RIGHT TURN (TWO OPTIONS)



Be Alert. Be Safe. Be Seen
FLTeenSafeDriver.org

